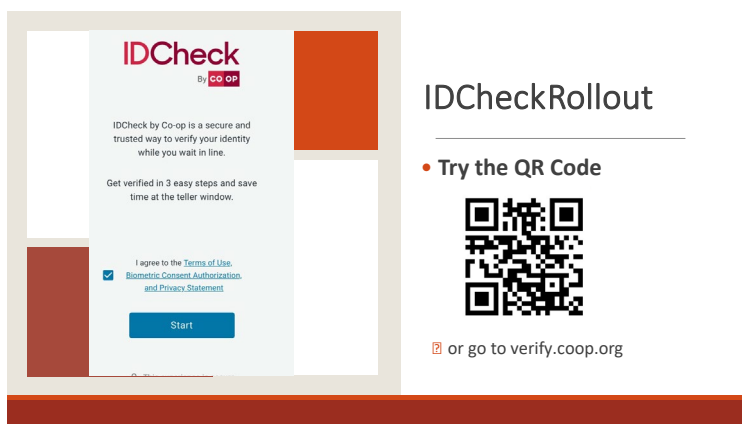


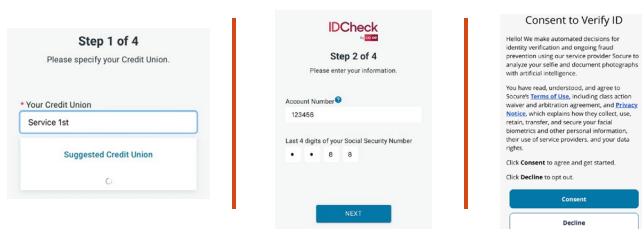


How it Works:

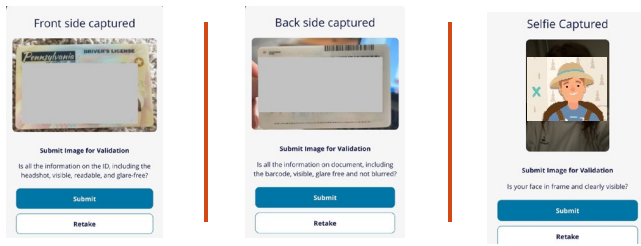
1. When you visit a Shared Branching Location, you'll be asked to scan the QR code located in the branch or visit verify.coop.org. This process will require you to have a smartphone.



2. You'll then select Service 1st from a drop-down list.



3. Enter your member number and the last four digits of your social security number.



-
4. Upload a photo of your ID.
 5. Take a selfie.
 6. Show your one-time passcode to the teller (passcode is valid for 20 minutes).